

# SKY-641E3

## 4U Edge Optimized GPU Server with Dual AMD EPYC 9004/9005 Processors



### Features

- Support all AMD EPYC 9004/9005 family CPU up to 400W TDP
- 24x DDR5 5600MHz RDIMM, support up to 3TB
- PCIe Switch Backplane as 2nd floor, support 10\*PCIe Gen4 x16 slot + 2\*PCIe Gen5 x8 slot
- Support 8\*2.5" U.2 NVME SSD (Hot-swappable) and 2\*M.2 2280 NVME SSD
- Support 1\*OCP3.0 PCIe Gen5x16 NIC card

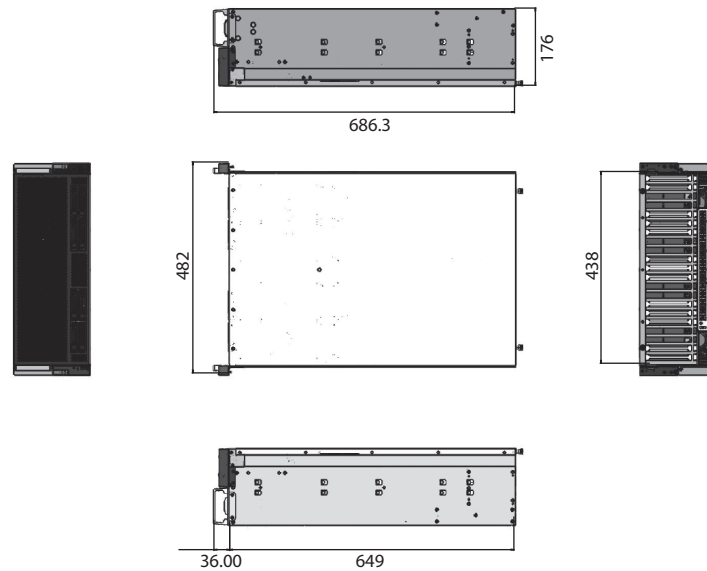


### Specifications

System P/N	SKY-641E3		
Processor	Family	AMD EPYC 9004/9005 family processors	
	Number	2	
	Cores	Up to 160 cores per socket	
	Cache	L3 Cache (up to 256M/CPU)	
	Speed	Up to 4.1GHz	
	Max TDP	400W	
Memory	Type	DDR5 5600MHz RDIMM	
	Slots	24	
	Capacity	Up to 128GB RDIMM/slot Total Up to 3TB	
Storage	2.5" (Hot Swap)	8 (U.2 NVME)	
	M.2 2280	2 (NVMe)	
Expansion Slots	10 FHFL PCIe 4.0 x 16 (up to 4 double width GPU, max 350W/ea TDP) 2 FHFL PCIe 5.0 x 8 1 OCP 3.0 PCIe x 16 slot		
I/O & Ports	Network Interfaces	2 GbE RJ45 (1 GbE RJ-45 Mgmt Share NIC) 2 10GbE RJ45	
	USB	Front: 1 USB3.0, 1 USB2.0 Rear: 2 USB3.0	
	LED Indicator	1 Power status 1 System status 1 HD activity 1 Network activity 1 System UID	
		Video	1 D-sub (Front), 1 D-sub (Rear)
		Others	1 Serial console port (RJ-45)
		Power Supplies	Type: CRPS 1+1 Redundancy Power Rating: 2700W red. AC PSU
System Cooling	8 System Fans with Smart Fan Control		
Mechanical	Form Factor	4U	
	Dimensions (W x H x D) mm	438 x 88 x 650 mm	
	Weight (KG)	30 kg	
System Management	Aspeed AST2600 Advanced Lights Out Management compliant to IPMI2.0 and Redfish with security and availability enhancements iKVM Support Configurable shared or dedicated NIC support		
Supported OS	Linux (CentOS, Red Hat, Ubuntu), Windows server		
Environment	Humidity Operational (non-condensing)	5% to 85%	
	Operational Temperature	0 °C (32 °F) to 35 °C (104 °F)	
	Storage Temperature	-40 °C (-40 °F) to 70 °C (158 °F)	
Certification	CE/FCC/CB/UL		

**Dimensions**

Unit: mm



**Ordering Information**

Part Number	CPU	Memory	Storage	PCIe Slots	PSU
SKY-641E3-N08R20A	Dual socket, AMD EPYC 9004/ 9005 family processors (CPU TDP up to 400W)	24x DIMM slots DDR5 6400Mhz RDIMM/ MRDIMM	8x U.2 NVMe SSD 2x M.2 2280 NVMe SSD	10x FHFL PCIe 4.0 x 16 2x FHFL PCIe 5.0 x 8 1x OCP3.0 PCIe 5.0 x16	Redundant 1+1 CRPS 2000W
SKY-641E3-N08R27A					Redundant 1+1 CRPS 2700W

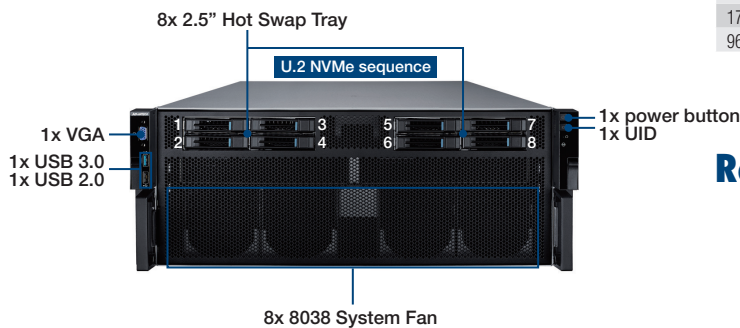
**Packing List**

Part no.	Description	Qty
1970005850T001	AMD EPYC SP5 CPU heatsink	2

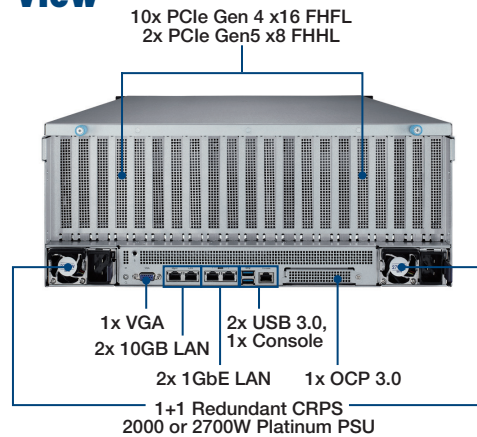
**Optional Accessories**

Part no.	Description
1700021723-02	UL Power Cord (125V,15A)
1700033943-01	BSMI Power Cord (125V,15A)
1700023533-01	EU Power Cord (250V,10A)
1700023534-01	UK Power cord
1700035523-01	GPU power cable with 12VHPWR connector
9680017375	Rail

**Front View**



**Rear View**



**Top View**

