

ITA-2211

Intel® Atom™ E3845 2U Fanless System; EN 50121-4 Compliant for Railway Applications



Features

- Built-in Intel® Atom™ E3845 quad-core processor, 1.91 GHz
- 4 GB of DDR3 memory onboard
- 2U fanless rackmount system
- Supports 3 x ITA-EM modules for I/O expansion
- Supports Easy-Swap power module
- Up to 26 GbE or 26 Serial ports with ITA-EM modules
- Compliant with EN 50121-4 for railway applications
- No RED Certification

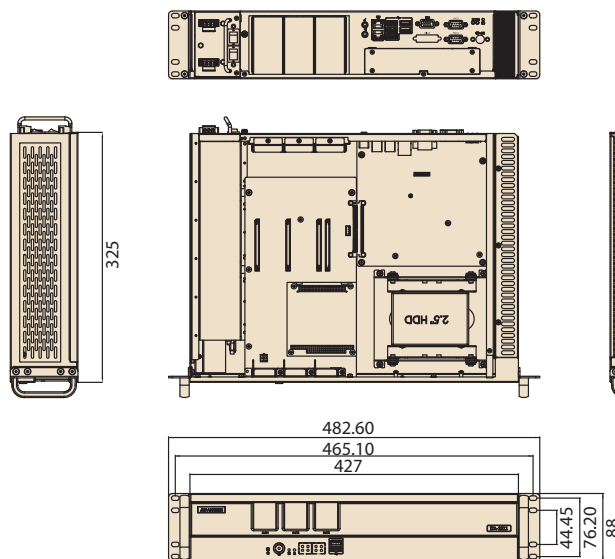


System Specifications


Processor System	CPU	Intel® Atom™ E3845 quad-core processor		
	Max. Speed	1.91 GHz		
	L2 Cache	2 MB		
	BIOS	AMI® SPI 64 Mb		
Memory	Technology	Dual-channel DDR3 1333		
	Max. Capacity	Onboard 4 GB (up to 8 GB with SODIMM)		
Graphics	Chipset	Intel® Gen 7 Graphics (542 MHz)		
	VRAM	Shared system memory up to 256 MB SDRAM		
	Dual Display	1 x VGA and 1 x DVI-D Single channel maximum: 1920 x 1080 @ 60 Hz Dual channel maximum: 1920 x 1080 @ 60 Hz		
Ethernet	Interface	10/100/1000 Mbps		
	Controller	2 x Intel® I210-IT		
	Connector	2 x RJ-45		
Storage	SSD	1 x mSATA slot (optional with SATA2)		
	HDD	1 x 3.5" or 2 x 2.5" HDD bay		
I/O Interface	VGA	1		
	DVI-D	1		
	LAN	2		
	USB	6 x USB 2.0 and 1 x USB 3.0		
	Serial	2 x DB9 (RS-232/422/485)		
	PS/2	1		
Expansion Slots	Audio	1 x Speaker-out with 2 x 4W amplifier, 1 x Mic-in		
	ITA-EM	3		
	PCI104	1		
	Mini PCIe	1		
Power Module	Input Range	Single Power Module 100 ~ 240 V _{AC} /110 V _{DC}	Dual Power Module Dual 100 ~ 240 V _{AC} /110 V _{DC}	
	Connector	1 x 3-pin terminal block (5.08 mm)	2 x 3-pin terminal block (5.08 mm)	
	Wattage (60 °C)	110 W	110 W (load balance)	
	Watchdog Timer	Output	System Reset	
Environment	Interval	Programmable 1 ~ 255 sec/min		
	Temperature	Operating (with SSD)	Operating (with HDD)	Non-Operating
		-25 ~ 60 °C	0 ~ 40 °C	-40 ~ 85 °C
Physical Characteristics	Dimensions (W x H x D)	427 x 88 x 325 mm (16.81" x 3.46" x 12.79")/482.6 x 88 x 344.77 mm (19" x 3.46" x 13.57") with mounting kits		
Certification	EMC	CE/FCC Class A		
	Safety	UL, CB, CCC		
	Compliance	EN 50121-4, Level-4 EMS		

Dimensions

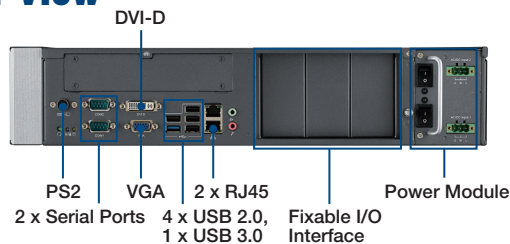
Unit: mm



Front View




Rear View



ITA-EM I/O Module and Power Module

ITA-EM I/O modules provide optional LAN, CAN & Serial port expansion, see below:



Packing List

Part Number	Description	Quantity
200K221000	Startup manual	1
206K221000	Driver CD	1
1700020513-01	SATA cable, 7 pin	2
1700017929	SATA power cable, 4 pin	1
1700022322-01	SATA power cable, 5 pin	1
1990001365	HDD rubber	4
1960018229N100	2.5" HDD bracket	2
1656303100	Terminal block, 3 pin	2
1960000406T004	2U rackmount ear	2
1960021557S000	Handle bracket	2

Ordering Information

Part Number	Description
ITA-2211-00A1E	Intel Atom E3845, 4G onboard memory, single AC/DC power input, 2U rackmount
ITA-2211-10A1E	Intel Atom E3845, 4G onboard memory, dual AC/DC power input, 2U rackmount
ITA-2211-20A1E	Intel Atom E3845, 4G on board memory, single AC-IN jack, 2U rackmount
ITA-2211-30A1E	Intel Atom E3845, 4G on board memory, dual AC-IN jack, 2U rackmount

Optional Accessories

Part Number	Description
ITA-EM-SR21-10A1E	8-port RS-232/422/485 ITA-EM module
ITA-EM-SR21-00A1E	8-port RS-232/422/485 ITA-EM module with 2.5KV isolation
ITA-EM-NC21-C0A1E	8-port GbE ITA-EM module with RJ45 connector
ITA-EM-NC22-C0A1E	4-port GbE ITA-EM module with RJ45 connector
ITA-EM-NC22-F0A1E	4-port GbE ITA-EM module with SFP connector
ITA-EM-NC23-00A1E	2-port GbE and 2-port CAN ITA-EM module
1700025366-01	Power cable: 3P terminal block -> AC-IN Jack, 10cm